

Monday 22nd June Weekly Schedule



Literacy Focus - Alliteration - Watch the PowerPoints to find out more!
BBC Bitesize David Baddiel novel 'The Parent Agency.'
AR Reading Targets close on 23rd June!!



Numeracy Focus - Symmetry.
Problem Solving Challenges.

Art & Craft Focus - Symmetrical Rangoli Patterns
Find out what Rangoli is by watching the PowerPoint.

Look Out
SUMMER!!!
Here I come!!!



ALLITERATION

- Watch the BBC Bitesize clip and complete the activities
- Watch the PowerPoint on Alliteration before you begin the activities


<https://www.bbc.co.uk/bitesize/topics/zbkcvk7/articles/zq4c7p3>

Alliteration

Write your name in the box.

Can you think of any words that begin with the same letter to describe yourself? Write them around the outside of the box.

For example: super Sam.



Now think of some of your friends' names.

Can you describe them using alliteration?



Alliteration is a group of words which begin with the same consonant sound and occur close together in a series.
Alliteration occurs when words in a series begin with the same consonant sound.

For example, tongue twisters are full of alliteration:

- Peter Piper picked a peck of pickled peppers.
- Suzy sold seashells by the seashore.



In each sentence, underline the words used in alliteration.

1. Rob rode his red robot right across the road.
2. Carlos calmly cleared the cobwebs.
3. Mike missed his marvelous mangy mutt.
4. Cindy's cup crashed to the concrete.
5. David deliberately drove down into the deep ditch.
6. Fred felt foolishly flustered by the flap.
7. Richard rode the red rocket ride.

Alliteration

The use of the same beginning consonant sound in a line or verse.

Example:

Peter Piper picked a 
peck of pickled peppers. 

Can you create your own Alliteration Poem?

You could -

- Describe yourself or a friend
- Choose a pet or a wild animal
- A favourite book character

Here are some examples below:

Tigers

Tim the terrifying tiger
Tiptoes through tangled trees
His twitching tail thumping
His terrible teeth terrifying
turtles.
Who tumble away.



Bluebird

Beautiful bluebird
Brings a big bouquet
Of brilliant bluebonnets
to Beatrice.

READING

Use the link below to access the videos and activities based on extracts from 'The Parent Agency' By David Baddiel



<https://www.bbc.co.uk/bitesize/articles/zfkrn9q>

SUMMER SYMMETRY

Print out symmetry sheets or copy into squared exercise books



Drawing Reflected Shapes

Draw the shapes in their new positions after being reflected over the mirror line.

1.

2.

3.

4.

5.

6.

7.

8.

9.



Drawing Reflected Shapes

Draw the shapes in their new positions after being reflected over the mirror line.

1.

2.

3.

4.

5.

6.

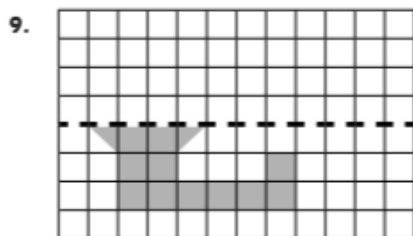
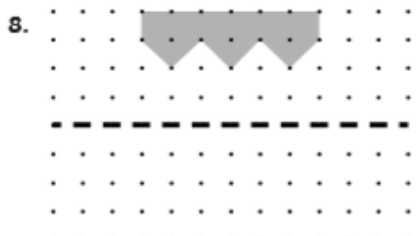
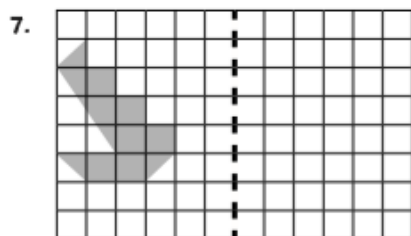
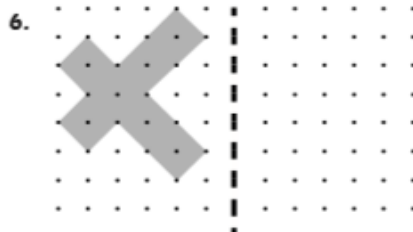
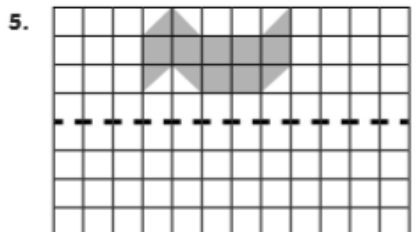
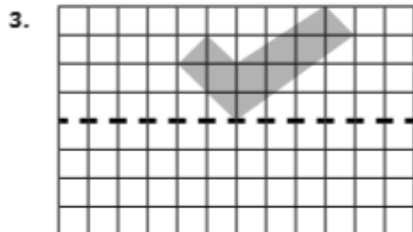
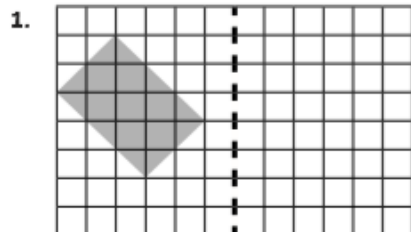
7.

8.

9.

Drawing Reflected Shapes

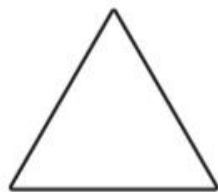
Draw the shapes in their new positions after being reflected over the mirror line.



Date _____

Name _____

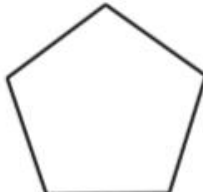
Investigating Lines of Symmetry



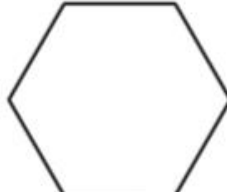
Name _____
Sides _____
Lines of Symmetry _____



Name _____
Sides _____
Lines of Symmetry _____



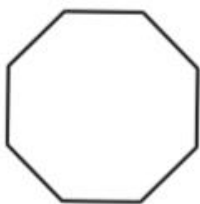
Name _____
Sides _____
Lines of Symmetry _____



Name _____
Sides _____
Lines of Symmetry _____



Name _____
Sides _____
Lines of Symmetry _____



Name _____
Sides _____
Lines of Symmetry _____

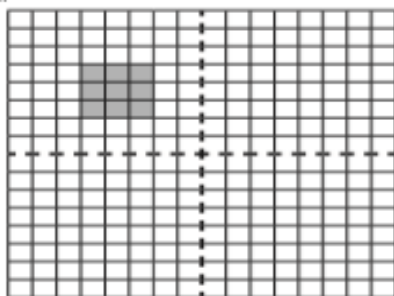


Name _____
Sides _____
Lines of Symmetry _____

Drawing Reflected Shapes

Draw the shapes in their new positions after being reflected in the vertical and horizontal mirror lines.

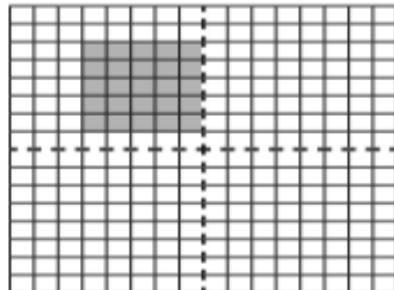
1.




2.



3.



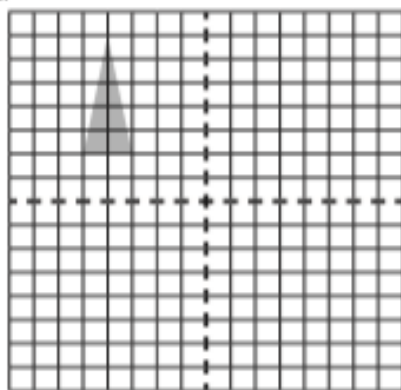
4.



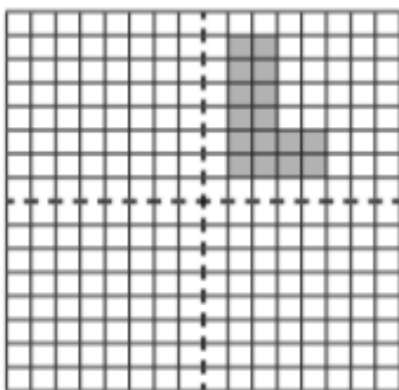
Drawing Reflected Shapes

Draw the shapes in their new positions after being reflected in the vertical and horizontal mirror lines.


1.



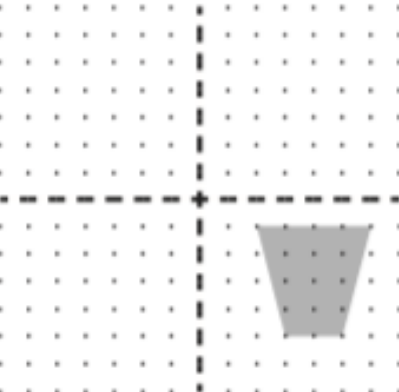
2.



3.



4.



PROBLEM SOLVING ACTIVITIES

Challenge 3

A sequence is made up of three 2-digit numbers.

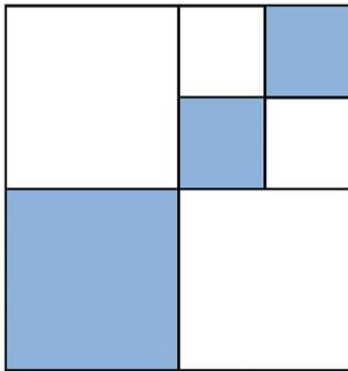
The sequence increases by eight each time. These are the digits that make up the three numbers.



Work out the numbers in the sequence.

Challenge 4


A square is divided into smaller squares.



What fraction of the square is shaded?

Challenge 5

The mass of an empty jar is 470 g.



6 marbles are placed in the jar.



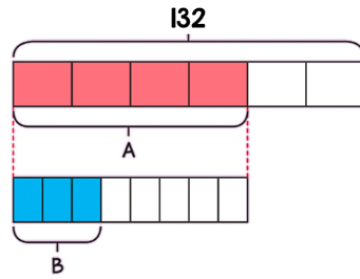
The total mass of the jar and marbles is now 1.1 kg.

Two of the marbles are removed.

What is the mass of the jar and marbles now?

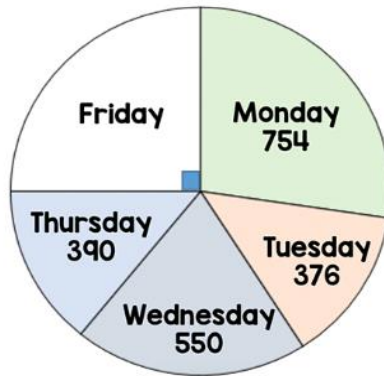
Challenge 6

Work out the value of B.



Challenge 7

The pie chart shows the number of visitors to a museum each day.



How many people visited on Friday?

ANSWERS



Challenge 3 - 34, 42, 50

Challenge 4 - $\frac{6}{16} = \frac{3}{8}$

Challenge 5 - 890 g

Challenge 6 - 33

Challenge 7 - 690 people

SYMMETRICAL ART & CRAFT FUN

Find out all about Rangoli by watching the attached PowerPoint 'All About Rangoli'

Rangoli Patterns

Patterns using rotational symmetry and reflectional symmetry.

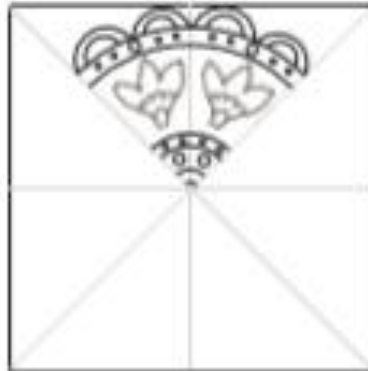
Step 1:

Draw a pattern in one of the triangles on the template. You could use straight lines to make it easier.



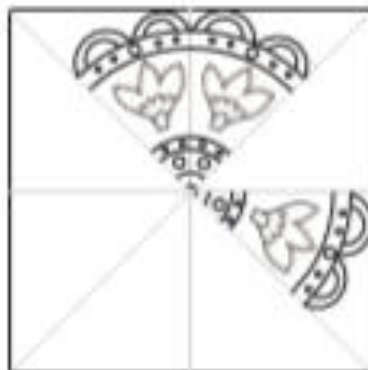
Step 2:

Copy your pattern onto tracing paper. Turn the tracing paper over and draw your pattern onto the next triangle.



Step 3:

Rotate the tracing paper 90° and draw your pattern onto another triangle.



Step 4:

Keep turning and copying until you've filled in two more triangles.

**Step 5:**


Now turn the tracing paper over again and draw your pattern onto the remaining empty triangles. Remember to turn it 90° each time.

**Step 6:**

Finally, colour in your Rangoli Pattern.




Template



Design Your Own Rangoli Pattern!

Name:

Date:



Use the dots on the grid to create a beautiful Rangoli pattern like the ones below!

