

Additional resources  
 Week 12  
 (Week beginning 22/06/20)

It's the  
**last week**  
 of school!



As this is the last full week of school before the summer holidays, I have planned the suggested timetable slightly differently to allow for recap and revision. This will give some pupils the chance to finish their home learning packs or to catch up on any uncompleted pieces uploaded over the last number of weeks.

Literacy	<ul style="list-style-type: none"> <li>• Grammar- Writing skills, interesting words</li> <li>• Spellings - Holiday words (seaside related)</li> <li>• Writing - Recount writing, My year in P4</li> <li>• Comprehension -Nature notes for June The magic pencil</li> </ul>
Numeracy	<ul style="list-style-type: none"> <li>• Revision tests - P4 revision tests 12 &amp; 13</li> <li>• Problem solving challenges - Ice cream, Share it out, Café menu</li> </ul>
W.A.U	<ul style="list-style-type: none"> <li>• Weather watchers - Sun</li> </ul>
R.E / PDMU	<ul style="list-style-type: none"> <li>• Prayer of thanksgiving</li> <li>• Feelings about the future ahead - looking forward to Y5</li> </ul>

Please remember that these are only suggested activities. I completely understand that not all work may be completed and I am always here for advice and support. [Dkelly273@c2ken.net](mailto:Dkelly273@c2ken.net)



# Maths Week 12

## Problem Solving:

1. Ice cream is always a popular treat in the holidays.


Ask your child to pick their perfect ice cream. They can pick up to three different flavours.

Now work out: how many different combinations of two scoops can they make with their 3 flavours?

### Share it out

Max and Mandy both have some money to spend at the shops. Between them they have £1. Max has 20p more than Mandy.

- 1 How much do they each have?
- 2 Max spends twice as much as Mandy, and he has 20p left. How much does Mandy have left?




Problem Solving Toolkit: Years 3-4/P4-P5 © Harcourt Education 2004

### Café menu

Cake	£1.50	Tea	£0.70
Cola	£1.20	Ice cream	£0.90 (per scoop)
Milk	£0.80	Tea cake	£1.20

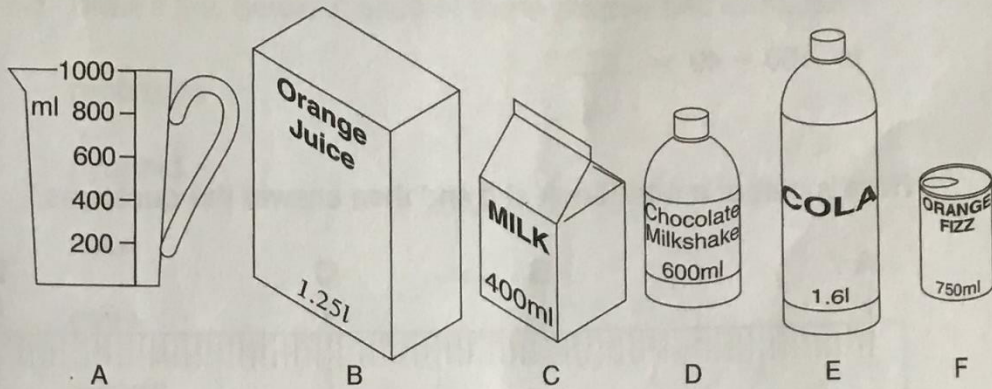
At the café Donna and Anita each have something to eat and something to drink.

- 1 Donna spends £2.20. What might she have bought?
- 2 Anita gives the waitress £5 and receives £3 change. What might she have bought?
- 3 They each decide to have a scoop of ice cream. Donna gives the waitress £2; how much change does she receive?



Primary 4 - End of year revision test

**Paper 12**



- 1 If the jug is half full how many ml are in it? \_\_\_\_\_ ml
- 2 How many containers hold over a litre? \_\_\_\_\_
- 3 If E was half full how much would it contain? \_\_\_\_\_ ml
- 4-5 Which two containers when emptied would, together, fill the measuring jug? \_\_\_\_\_ and \_\_\_\_\_
- 6 If another container holds 200 ml how many times could I refill it from a full jug? \_\_\_\_\_

Put a ring round the highest number and draw a line under the smallest number on each line.

7-8	79	76	77	97	67
9-10	64	87	46	68	78
11-12	55	53	54	35	45

One question in each line has a different answer from the others.

Draw a line under it.

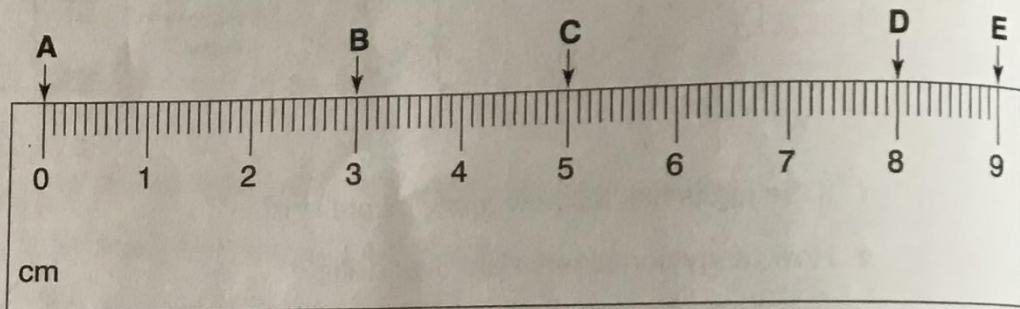
13	$5 \times 2$	$10 \times 1$	$12 - 2$	$10 + 1$	$6 + 4$
14	$9 - 8$	$1 \times 1$	$7 - 6$	$10 - 9$	$6 - 4$
15	$4 \div 2$	$2 + 1$	$2 \times 1$	$8 - 6$	$4 - 2$
16	$2 \times 1$	$3 \times 1$	$2 + 1$	$5 - 2$	$6 - 3$

17  $80 - 30 = \underline{\quad}$

18  $20 + 50 = \underline{\quad}$

19  $100 - 40 = \underline{\quad}$

Here is part of a ruler. Look at it and then answer the questions.



Not to scale

20 How far is it from A to B?  $\underline{\quad}$  cm

21 From A to C is  $\underline{\quad}$  cm.

22 From B to D is  $\underline{\quad}$  cm.

23 From C to E is  $\underline{\quad}$  cm.

Fill in the missing **digits**.

24  $47 - 2\underline{\quad} = 21$

25  $\underline{\quad}7 - 25 = 22$

26  $74 - \underline{\quad}3 = 51$

Find a pair of numbers with:

27-28 a **sum** of 9 and a **product** of 18.

$\underline{\quad}$  and  $\underline{\quad}$

29-30 a **sum** of 12 and a **product** of 11.

$\underline{\quad}$  and  $\underline{\quad}$

# Paper 13

1-7 Draw a line between each of these shapes and its name.

rectangle

pyramid


cube

cone

cuboid

triangle

square



Put a ring round the highest number and draw a line under the lowest number on each line.

8-9	24	23	34	32	43
10-11	19	71	77	29	17
12-13	31	35	36	53	33

Put a sign (+ - ÷ ×) in each space to make the answer correct.


14  $3 \text{ \_\_\_\_ } 5 = 8$

15  $9 \text{ \_\_\_\_ } 2 = 7$

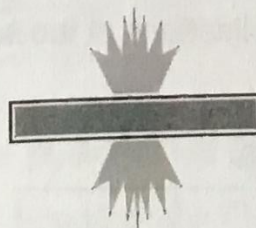
16  $2 \text{ \_\_\_\_ } 4 = 8$

Draw all the lines of **symmetry** (mirror lines) in these shapes.

17



18



19

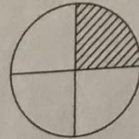


20 Alison was 5 in 2005. In what year was she born? \_\_\_\_\_

What **fraction** of each of these shapes is shaded and what **fraction** is white?  
Express answer in **lowest term**.

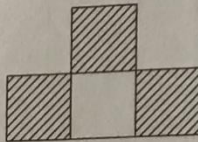
21-22 Shaded \_\_\_\_\_

White \_\_\_\_\_



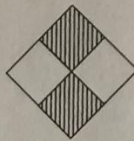
23-24 Shaded \_\_\_\_\_

White \_\_\_\_\_



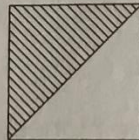
25-26 Shaded \_\_\_\_\_

White \_\_\_\_\_



27-28 Shaded \_\_\_\_\_

White \_\_\_\_\_



29 What is the lowest number you can make with these **digits**: \_\_\_\_\_

4, 7, 2?

30 Now write it in words. \_\_\_\_\_

## Comprehension

## The magic pencil

A narrative tells a story. In this narrative the main character, Mark, has quite a shock in his art lesson!

Before you read

- Do you enjoy art lessons?
- Look at the title. Can you guess what the story is about?

Read this story

## THE MAGIC PENCIL

At one o'clock the teacher handed out new green pencils to the class for the art lesson.

"Hey ginger long legs," said one unkind girl to Mark. "What are you going to draw?"

Mark flicked the red hair from his face and didn't know what to say. He sat at his desk. He could feel his big blue eyes filling up with tears.

"What can I do?" he asked his friend Matthew. "I don't know what to draw. I'm no good at drawing."

"Well, I'm going to draw my bike," said Matthew. "Have you got a bike or maybe a pet you can draw?"

Mark thought long and hard, but he couldn't think of anything to draw. Then a strange thing happened. As Mark picked up the pencil, it began to shake and twitch. Mark held on to the pencil tightly. Then it began to draw a picture on the blank piece of paper. It was wonderful!

At the end of the lesson, everyone admired Mark's work.

"How ever did you draw that?" they asked. "It's great!" Mark had a smile on his face for the rest of the day. When it was time to go home, Mark looked for the pencil on his desk, but it had gone.

He wondered where it might end up next!



Re-read the story

Answer the following questions.


1. Where does the story take place? \_\_\_\_\_  
\_\_\_\_\_
2. Pick out two sentences from the story that tell you what Mark looks like.  
\_\_\_\_\_  
\_\_\_\_\_  
\_\_\_\_\_
3. Why was Mark sad? \_\_\_\_\_  
\_\_\_\_\_
4. Which two words tell you how the magic pencil moved? \_\_\_\_\_  
\_\_\_\_\_
5. Why was the pencil a magic one? \_\_\_\_\_  
\_\_\_\_\_
6. How do you think Mark felt when the pencil started to move? \_\_\_\_\_  
\_\_\_\_\_
7. What do you think the magic pencil drew? \_\_\_\_\_  
\_\_\_\_\_
8. Where do you think the pencil is now? \_\_\_\_\_  
\_\_\_\_\_
9. Do you think Mark would have told his friends about the magic pencil? Why?  
\_\_\_\_\_  
\_\_\_\_\_



sunny  
beach  
unpacked  
raced



sandcastle  
spades  
rested  
deck chairs



swim  
crab  
pinched  
fright



rug  
picnic  
sandwiches  
lemonade



### SPELLINGS:

summer	beach	rest
relax	sandcastle	swim
sunbathe	play	picnic
explore	discover	enjoy
special	sunshine	paddle

Using the pictures opposite, create two full sentences for each image. You may use words from your spelling list above or use the help words provided beside each picture.

**Grammar****Don't Use 'and' Too Much**

Lots of people use **and** all the time in their writing.  
Don't do it — it's really **boring**.

Try using some **different words** instead.

Ellen danced, **but** Mary bounced.

Ellen danced **when** Mary bounced.

Ellen danced, **so** Mary bounced.



These words are **MUCH MORE INTERESTING** than 'and'.



**Don't** use **AND** all the time.  
Try some **different words** instead.

Q1 Underline the word which **makes the most sense** in each sentence.

*The actor finished the play ( then / while ) took a bow.*

*Geoffrey locked his door ( but / so ) he felt safe.*

*We played eye-spy ( while / and ) the train went by.*

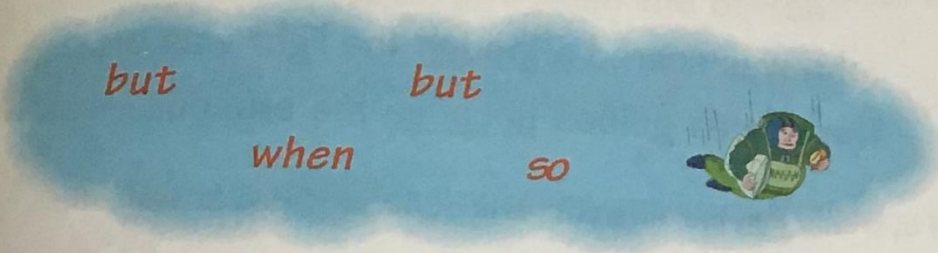
*Pick it up ( and / then ) pass it on.*

*Katy is tall ( so / but ) Suzanne is taller.*

*Larry plays golf ( while / so ) Sarah plays chess.*



Q2 Fill the gap in each sentence with the **right word** from the cloud.



Find the word that **fits best** in each sentence.

The shops are still open ..... we can get Paula a present.

Rajesh remembered his coat ..... he left his hat behind.

We were playing a game ..... you came in.

I like bananas ..... I'm not a monkey.



Q3 Write these sentences out again with a **new linking word**.

I had a cola and I didn't have any ice.

.....

I didn't win the match and I'm going swimming.

.....

.....



## Use Interesting Words

Make your sentences more interesting by using different words like these:

John was scared although the light was on.

The pirates gulped because the crocodile was huge.

These sort of words join the different parts of the sentence to each other.

1 Draw a line under the **joining words** in each sentence.

*Chris was scared because he'd heard a strange noise.*

*It was dark because the power had gone off.*

*The mermaid sang although she was tired.*

Choose the word that **fits best** in each sentence.

*I love seafood ..... although ..... I don't eat it often.*

*John ran off ..... he was scared.*

*Brian was shocked ..... he saw a ghost in a bubble.*

*..... it won't be pleasant, someone must go.*

although  
because

These words make your  
writing more interesting.

Here are some great words to use. They tell you **when** something's happened:

**When** you get there, you must ring me.  
Turn the handle **as** you push the button.

Q3 Finish each sentence with the **right word** from the list.



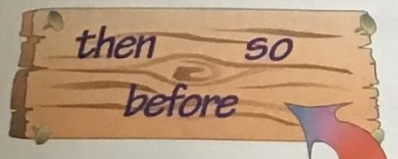
**While** ..... you're here, could you fix the door?

Wipe your feet ..... you come in.

Shelley screamed ..... the door blew open.

..... dinner you must brush your teeth.

Q4 Write **three sentences** using the joining words on the plank.



Any of these words is better than 'and'.



1 The ship hit a big rock ..... it sank.

Write two more sentences here:

2 .....

3 .....

## Nature notes for June


Mary and Pat are exploring the pond down by the old castle. At the edge of the pond are the tall reeds where a pair of ducks built their nest earlier in the year. The chicks have now been hatched and their parents are busily finding food for them.

"There is a dragonfly," said Mary. "He always seems to fly near a pond. Did you know that a dragonfly's life begins under water and he never strays too far away from his home pond?"

"Listen to that chirping noise," said Pat. "It must be a grasshopper."

"It is not easy to see him," said Mary. "He is the same colour as the grass." The grasshopper is sitting on a stalk. His long, hind legs are very strong. He can cover a long distance with each hop.

High summer is here. The hedges are filled with wild roses. The sweet song of the lark fills the sky. Mary and Pat are looking forward to the holidays.



### A) Nature quiz

1. Where did the ducks build their nest?
2. Why are they busy now?
3. Name two other birds that swim on ponds and lakes.
4. What kind of fly does Mary see?
5. Where does it begin its life?
6. What sound does the grasshopper make?
7. Why has the grasshopper got long legs?
8. Name three other insects.
9. What do the children see in the hedges?
10. What sweet sound do they hear?



**Writing Activity** - As your writing activity this week, I would like you to look back on your memories of P4. This is an important piece of writing that we do every year in school and it will require some planning before you begin.

Here are some ideas to help jog your memory!

- How did you feel when you began in P4?
- What were your hopes and goals for this year?
- In school, what were your favourite subjects and topics? Why?
- Describe the changes when we switched to Remote Learning. How did you do your learning? What were your thoughts and feelings?
- Overall, what has been your best part of P4? What will you miss?
- What are your hopes for P5? What are you looking forward to?

Things you could include in your writing:

- Our Christmas show (what part did you have?)
- Class Assembly (working together - term 1)
- Staying in for after school clubs, guitar lessons, drama club, singing lessons
- Topics studied: healthy eating, 'Food, glorious food', Wonderful me, WW2,
- Going for a walk to explore Ballymoney, visiting the monuments, the graveyards, clocktower etc
- Walking to the trim trail with Y7 for a nature walk, partner work with P7
- Shared education with Leaney P.S (science activities)
- Whole school quiz (World book day)
- Halloween parade, Halloween disco
- Home school learning
- Your missed First Holy Communion Day

**This is the last piece of writing I will ask you to complete in Primary 4 so please give it a go! It will be lovely to look back on in future years to come.**

Remember, you can email me your work @ [dkelly273@c2ken.net](mailto:dkelly273@c2ken.net)

## W.A.U Week 12

This week the focus is on SUNSHINE



### Possible Sun related activities:



Summer art! This is a great activity for kids of all ages when the weather is beautiful and the sun is shining. Use just crayon shavings to create your image then leave them outside in the sun to melt.

### Create your own sundial

<https://www.kcedventures.com/blog/how-to-make-a-sundial-for-kids>  
or <https://www.wikihow.com/Make-a-Sundial>



**Summer Science:  
DIY Sundial for Kids**






How about having a look at Van Gogh's famous Sunflower picture and try to recreate this in your own way



Or why not try drawing an object in silhouette with a beautiful sunset in the background?



As always, it would be lovely to see how creative you all can be. We would have been giving these tasks a go in ABL sessions so why not try them at home and send me a picture? [Dkelly273@c2ken.net](mailto:Dkelly273@c2ken.net)

## R.E / PDMU Week 12

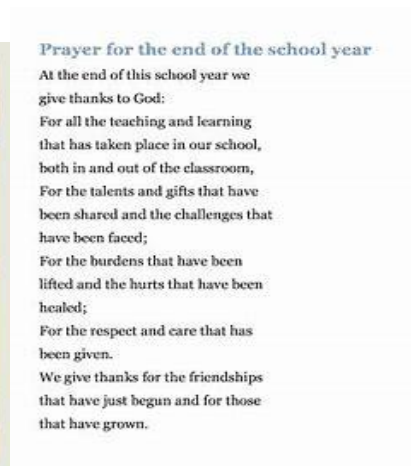
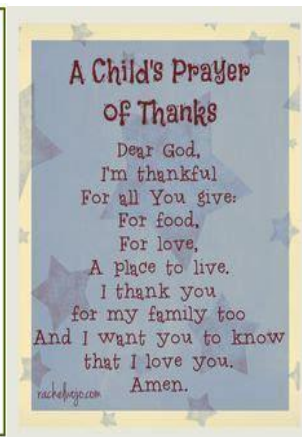
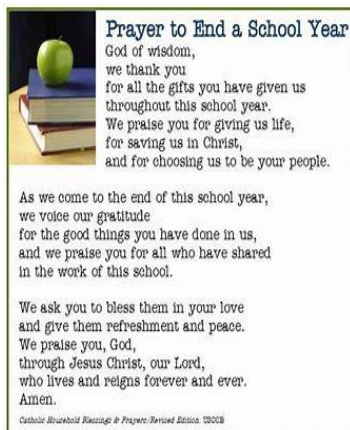
As we begin our last week of school in P4, take some time to reflect on how lucky we have been this year.

Write a prayer of thanksgiving for our year in school and mention some of the events / people we are thankful for in our lives.

Think about:

- our parents/ grandparents and how they have stepped in to teach you and help you grow
- our teachers, NHS staff and key workers who have provided for and supported people throughout lockdown
- our families - how we have all survived this virus and have worked together as a community to stay safe
- memories made in P4 - the birth of siblings/ cousins, achievements, grades, awards
- Progress made in P4 - reading levels, maths topics, spelling results etc
- Events/ celebrations to look forward to (could include the birth of a sibling, First Holy Communion)
- looking forward to the summer months ahead and starting P5 in September

Prayer Examples:



You can design your own prayer template and decorate your work in bright colours.

Remember to start with "Dear God..." and end with "Amen."

I would love to see your prayers and display them on our school website.

Thank you, God