

Additional resources

Week 10 (Week beginning 08/06/20)



Suggested Weekly timetable for core subjects

	Monday	Tuesday	Wednesday	Thursday	Friday
Literacy	Reading (20 mins) Spelling activity	Grammar Focus work	Comprehension story and questions	Writing activity	Spelling test Handwriting practice (continue joined script)
Maths	Mental maths A Topic work on weekly focus	Mental maths B	Mental maths C	Revision of addition and subtraction (HTU) www.maths-drills.com	Revision of multiplication facts and division (focus on x3,5,6,9) Speed challenges, x and divide (topmarks - hit the button game) https://www.topmarks.co.uk/maths-games/hit-the-button

If you have any questions, please contact me dkelly273@c2ken.net

Continue to send pictures of work or the children learning at home so we can upload these to the school website. Koneill580@c2kni.net

We love to see what you have been getting up to!

Maths Week 10


Weekly focus: Time / Using timetables

Success criteria:

- I can answer simple questions which involve interpreting information in timetables
- I can use a timetable to work out simple durations and start and finish times
- I can create my own timetable to show how I or others organise my/their time

Key learning points:

1. Children should know the difference between am and pm times



2. Timetables are used to help people organise their time. How many timetable types can your child mention? work rotas, bus, train, ferry, plane, TV guides, classroom timetable
3. Timetables will often use the 24 hour clock to save confusion between am and pm times
4. To change a time into the 24 hour clock, add 12 to the hour if the time is pm



A game to try this week:

http://www.skool.com.eg/english/skool_bundle/content/primary/maths/24_h_our_time/index.html Teaches conversions between 12 and 24 hour clock

Worksheets to complete: ppm 198 (x2)

Workbook pages: Timetables (x3) Wakey Wakey, Motorboat Timetable (advanced level)

Timetables 1



Timetables

Time	Mon	Tues	Wed	Thurs	Fri	Sat	Sun
Morning	School	School	School	School	School	English Lesson	Go to church
Afternoon	Computer Lesson	Swimming	Craft Lesson	Dancing Lesson	Piano Lesson	Go shopping	Visit grandma
Evening	Study	Study	Study	Study	Go to the cinema	Have dinner in a restaurant	Play computer games

Read Lisa's timetable and answer the questions:

1. When does Lisa go swimming?

2. How many days per week does Lisa go to school?

3. What does Lisa do on Saturday afternoon?

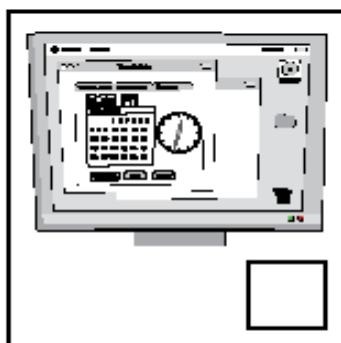

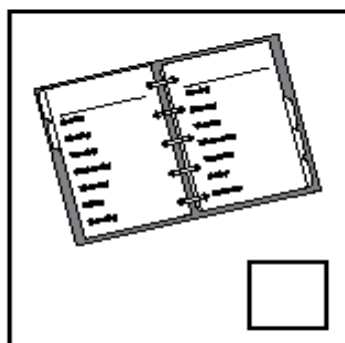

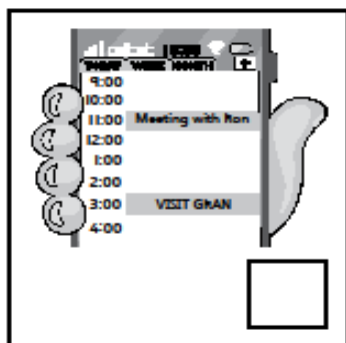
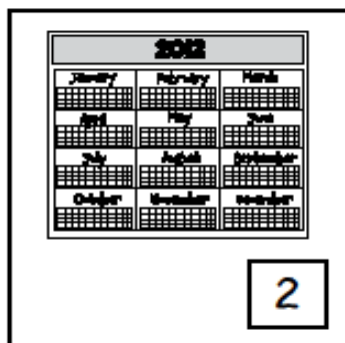
4. When does Lisa visit her grandma?

5. On which day does Lisa play music?

6. How many days a week does Lisa study?

Planning time

Match each picture to its best description by writing the matching number.



- I use this to help me plan my week ahead.
- I use this to work out days or dates in the year ahead.
- This reminds me what I must do during one day.
- I use this to help me plan what to watch in an evening.
- I look at this when I need to know what date it is today.
- I have this on the wall to help me plan events this month.

What other types of calendar or timetables can you use to plan your time?
Write your answers on the back of this sheet.



I can say how different calendars and timetables can be used

Time: Experiencing



Timetable

BARFIELD	8:02
MOSS	8:09
UPTON	8:21
DUNFORD	8:43
ASTON	8:57
LEPTON	9:11
NOTTON	9:23
CARLOW	9:29
GENTLEY	9:38



Write the time taken from:

1. Barfield to Moss minutes
2. Barfield to Upton minutes
3. Barfield to Aston minutes
4. Moss to Dunford minutes
5. Aston to Lepton minutes
6. Dunford to Notton minutes
7. Dunford to Carlow minutes
8. Aston to Gentley minutes
9. Make up some more problems like this for your partner to do on the back of this sheet.



I can interpret timetables

Time: Applying and using




Wakey wakey!

66

Time:
duration
in minutes




- 1 (a) At what time did Ian wake up? (b) When did he get up?
(c) For how many minutes was Ian awake before he got up?



- 2 When did Ian (a) go into the washroom (b) come out?
3 For how long was Ian in the washroom?



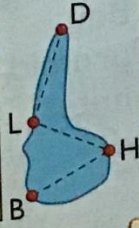
- 4 When did the cubs
(a) start to build the fire (b) light the fire?
5 How long did the cubs take to make the fire?



- 6 (a) When did Ian put eggs in the pan?
(b) When were they ready?
(c) For how many minutes were the eggs boiled?

Motorboat Timetable

	Morning	Afternoon
Balloch	depart 10.15	depart 3.35
Hayton	arr/dep 10.50	arr/dep (a)
Lowglen	arr/dep 11.10	arr/dep (b)
Deemouth	arrive 11.55	arrive (c)



- How long does the motorboat take to sail
 - from Balloch to Hayton
 - from Hayton to Lowglen
 - from Lowglen to Deemouth
 - from Balloch to Deemouth?
- At what time should the **afternoon** boat arrive at
 - Hayton
 - Lowglen
 - Deemouth?

3

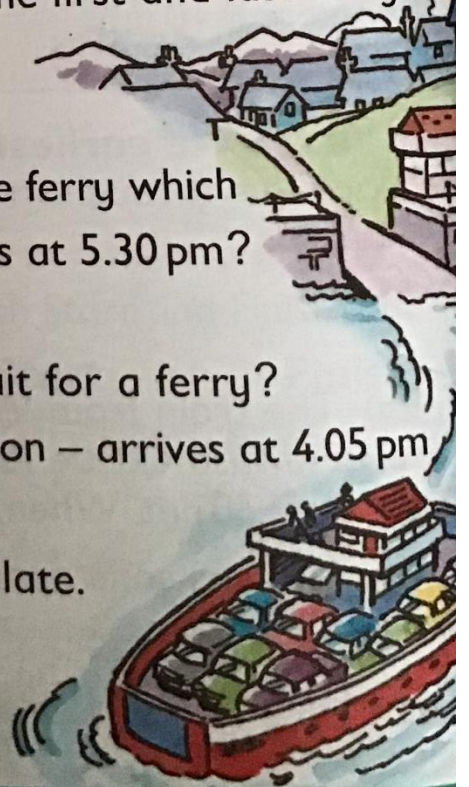
Car Ferry to Benbray

Departs: 7.30 am 10.00 am
12.30 pm 3.00 pm 5.30 pm
Sailing time: 25 minutes

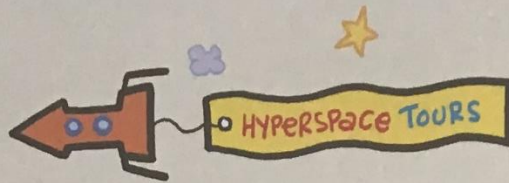
How much time is there

- between ferries to Benbray
- between the first and last ferry?

- What is the arrival time in Benbray of the ferry which
 - departs at 10.00 am
 - departs at 5.30 pm?
- How long does each person have to wait for a ferry?
 - Alana – arrives at 11.35 am
 - Jason – arrives at 4.05 pm
- The 12.30 pm ferry departs 40 minutes late.
 - At what time does it depart?
 - When does it arrive at Benbray?



1 Look at these facts. Draw up a timetable.



Rocket leaves
Moon
7:15 am
9:00 am
3:00 pm
6:00 pm

Rocket arrives
at Mars
11:00 am
12:20 pm
7:00 pm
12:00 midnight

Rocket arrives
at Jupiter
1:00 pm
3:40 pm
10:00 pm
7:25 am

- 2 Which is the quickest rocket to Mars?
- 3 What time do I reach Mars if I leave the Moon at 3:00 pm?
- 4 What is the latest time I can leave Mars to get to Jupiter?
- 5 Which is the slowest rocket to Jupiter?
- 6 Look at this timetable. Choose four journeys. Write how long each journey takes.




LONDON ► ALL DESTINATIONS				Monday to Saturday			
Notes	London	Ashford	Calais	Lille	Brussels	Paris	Train
1	05:34	06:27				09:23	9078
1	06:10	06:59		08:56	09:37		9106
2	06:27	07:20		09:18	10:01		9108
	06:34	07:24	08:56			10:23	9002
1	07:09	07:59		09:56		10:59	9004
2	07:39	08:29				11:23	9006
	07:43				10:58		9112



Timetables

T1.6



Look at the timetable. Answer the questions.

	Monday	Tuesday	Wednesday	Thursday	Friday
9:00	English	Maths	English	Maths	English
10:45					
11:10	Maths	History / Geography	Maths	Science	Drama
12:20					
1:30	Art	English	RME	English	PE / Music
3:00					

- 1 What time is Science? 2 On which days do we have Maths?



- 3 How many times in the week do we have English?



- 4 Which lessons start at 1:30?



- 5 Which lessons last $1\frac{3}{4}$ hours?

- 6 Which are the longest lessons in the day? And the shortest?



- 7 How long do we spend doing English each week?



Work with a partner to write your own lesson timetable for the week.

3:00	go bowling
5:10	travel to cafe
5:20	start meal
6:45	travel to cinema
7:05	film starts
8:50	film ends

- 8 How long do we spend bowling?
 9 Which part of the day takes longest?
 10 How long do we spend travelling?
 11 Which takes longer, the meal or the film?



Literacy Week 10

Grammar focus for week 10: Verbs (noun and adjective revision)
 A verb is a doing word.

Verbs

Label each part of the picture with a word from the box below.

climbing

sleeping washing eating cooking reading
 watching climbing ✓ crying sweeping

Nouns, adjectives and verbs

Complete the labels for these sentences, saying whether each word is a noun, a verb or an adjective.

1 Granny drank strong tea.



2 Ben ate sticky buns.



3 Dad washed the dirty mugs in some hot water.



4 The naughty baby threw yellow custard all around the room.

5 Sally made a huge sandwich.



Worksheets to complete:

- Verbs,
- Nouns, adjectives and verbs
- Select the nouns, verbs and adjectives in the story

In the passage below, underline the NOUNS in blue

Underline the VERBS in red

Underline the ADJECTIVES in green

One day a small brown bear was walking slowly through the woods. He was sad because he had lost his soft teddy. He lost it yesterday when he was running quickly through the dark wood. He had been jumping over small stones, big logs and wet puddles. He was now looking for his teddy. He looked under big bushes, tiny twigs and behind tall trees. He lifted up heavy stones and moved tiny pebbles, but still no teddy. After lots of looking he saw a very wet and dirty teddy sat in a big puddle. The small bear was very happy and skipped home with a huge smile on his face.

Writing Activity - Write a PERSUASIVE letter to Mr O'Neill or to the Education Minister to explain why you think children should / should not return to school in September.

Remember to support your view with evidence and to use persuasive language. You should think about : class sizes, classroom size, 2m social distancing, cleaning the school, your learning and education, friendships,

You can email me your letter or send a photo of it to dkelly273@2cken.net
I would love to hear your opinions on this issue!

Spellings: The spelling pattern this week is "war"

Words to learn:

war	warn	towards
warrior	warmth	warren
warp	swarm	reward
warning	dwarf	warlock
ward	award	fortnight
wardrobe	warden	second

Write the word from your spelling list above that contain these small words.

- 1, or
- 2, arm
- 3, rob
- 4, on
- 5, den
- 6, in

Can you solve these clues using words from your spelling list?

- 1, I am brave. I fight with the enemy. I carry weapons. What am I?
- 2, I am a man. I often wear unusual clothes. I cast spells? Who am I?

Mixed-up Sentences

6. Unjumble the sentences.

(a) before. girl of never seen had a swarm The bees

(b) was an time fortnight. given a for He award second in the

Antonyms

7. Write a list or revision word with the opposite meaning.

- (a) punishment
- (b) giant
- (c) coolness
- (d) often
- (e) peace
- (f) boy

Missing Letters

8. Add the correct letters to complete the list or revision words.

- (a) ___ h ___ r ___ ay
- (b) f ___ n ___ t
- (c) ___ e ___ er
- (d) s ___ c ___ d

W.A.U Week 10

This week in school we would have been celebrating Sports Day. Usually, we would be outside in the sun getting ready to participate in our races and the P4 GAA challenge.

This year, we don't want you to miss out so Mrs McMullan has organised a video of games/ drills you can take part in at home. Video or photograph yourself taking part and send them to Mr O'Neill or myself so we can add them to the school website.

ACTIVITY 1: For WAU this week, I would like you to draw a poster persuading people to take part in our virtual sports day.

Remember when we were working on **persuasive** letters and posters in Term 1? We had to think of **exciting** words and phrases to use which would **encourage** people to come and visit Ballymoney. This task is similar.

As I have asked you to present your work as a poster - think about what you will need to include.

Ideas to think about:

- When will it be on
- How can people take part
- Why should people take part
- How can people show that they are participating
- Who is allowed to take part
- Where can you find more information about the virtual sports day

##(The above information will be available on the school website from Friday 5th June)##



You can email your poster to dkelly273@c2ken.net

Remember that a poster should be bright, colourful and eye-catching and it usually has a catchy slogan or heading to attract our attention and make us want to read more!

ACTIVITY 2: Design your own game / event to play at sports day next year.

Your sporting event must be suitable for all ages and abilities.

Remember to list all the equipment you will need for your game and write out a clear set of instructions about how to play your game.

You may wish to draw or sketch your ideas and send this to me along with your writing. Have fun and get creative!



ACTIVITY 3: Design your own Sports Day Mascot

A mascot is a person or thing that brings good luck. Design a mascot that will bring you good luck this year on our virtual Sports Day.

Draw a picture of your mascot and describe it. (ideas: you may wish to use the school colours / school crest / St Brigid's cross somewhere in your design.)

